

SQUARE+1 A/W



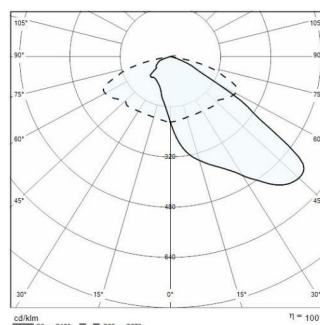
Part number	06258896
Lampholder:	LED
Light Source:	LED
Wattage:	38 W
Finish:	AN-96 / Anthracite gray / Textured
Insulation class:	II
Degree of protection:	IP66
IK-J-xxIP:	IK07 2.4J xx5
CRI:	70
Kelvin:	4000
Power factor:	COS ϕ \geq 0,9
Optic:	Asymmetric Wide Reflector
Lightsource lumen output:	4450 lm
Luminaire lumen output:	3672 lm
L:	L70
B:	B10
Lifetime:	55000 h
Ta MIN luminaire:	-40°
Ta MAX luminaire:	50°



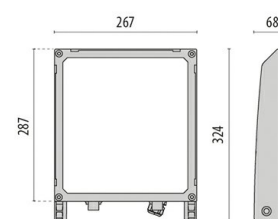
Description

- LED floodlight for indoor and outdoor lighting, comprising:
- Die-cast aluminium housing chemically pre-treated and painted with polyester powder coating
 - Flat tempered glass diffuser
 - High-transparency polycarbonate lenses for best light transmission
 - Asymmetrical optic
 - Anti-aging silicone gasket
 - Fully integrated painted die-cast aluminium trim hinged to the housing
 - Electrical connection through an IP66 quick external socket-plug connector that makes it possible to connect it to the network without opening the lighting element, made of techno-polymer, 5 poles x 4 mm², for wires ϕ 10 - ϕ 14 mm
 - Light beam obtained by the combination of multiple LED modules
 - Stainless steel external screws
 - Complete with supplementary device for protection against network surges of up to 10 kV (DM)
 - Automatic power reduction version
 - A wide range of accessories are available for floodlight installation in various situations, e.g. wall and post
 - In order to allow for the use of lenses in typical urban furniture settings (parks, gardens, pedestrian areas, squares, parking areas, etc.), the SYSTEMPARK range of accessories is

Photometric data



Technical drawings



available. They offer a range of stainless steel posts and painted aluminium arms that make it possible to solve a variety of installation requirements.

- Photometric data measure according to UNI EN 13032-4 and IES LM-79-08

OPTIONAL ACCESSORIES

SQUARE+1 SYSTEMPARK



14473096
Pole arms for Square SQUARE+1

SQUARE+1/2 SYSTEMPARK

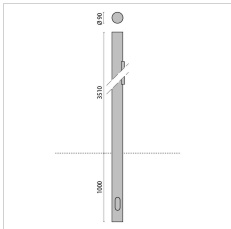


14099696
Gliding support made of painted aluminium for the installation on Ø 90 mm posts

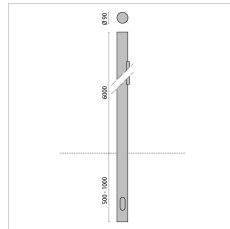


14099896
Gliding support made of painted aluminium for the installation on Ø 60 mm posts

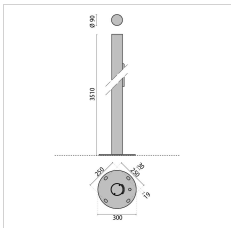
POLE SQUARE+1/2 SYSTEMPARK



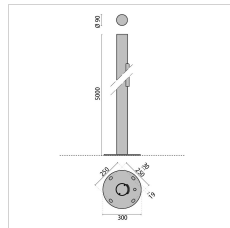
14099004
Pole Ø 90 mm INT. (buried) 5+1 m



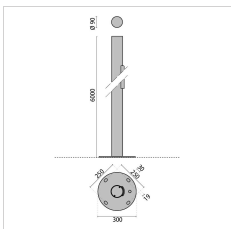
14099104
Pole Ø 90 mm INT. (buried) 6+1 m



14098704
Pole Ø 90 mm / Ø 3,54 F.T. 3,5 m c/w flange

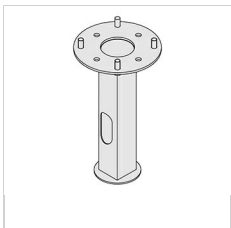


14098804
Pole Ø 90 mm F.T. 5 m c/w flange

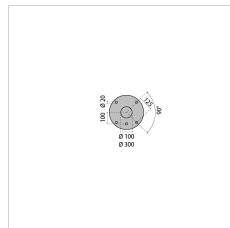


14098904
Pole Ø 90 mm / Ø 3,54 F.T. 6 m c/w flange

ANCHOR KIT SQUARE+1/2 SYSTEMPARK



310923
Flange plate fixing root



14099220
Base plate/1 F.T. post



14099320
Fixing rod Ø 18x400 mm

SQUARE+1 SOLUTION



14110396
Single pole top arm Ø 60÷76 mm
SQUARE+1



14110496
Double arm at 90° with pole top Ø
60÷76 mm SQUARE+1



14110596
Double arm at 180° with pole top Ø
60÷76 mm SQUARE+1



14110696
Triple arm at 90° with pole top Ø
60÷76 mm SQUARE+1



14110796
Triple arm at 120° with pole top Ø
60÷76 mm SQUARE+1



14110896
Quadruple pole top arm Ø 60÷76 mm
SQUARE+1



14133596
Gliding support made of painted
aluminium for the installation on Ø 60-
76 mm posts. 1 luminaire SQUARE+1



14133696
Gliding support made of painted
aluminium for the installation on 60-
76 mm diam. posts 2 opposed
luminaires SQUARE+1



14111196
Wall-mounting arm SQUARE+1



14472896
Arms for Square+1

SQUARE+1 SOLUTION WING POLE F.T



14125596
SQUARE WING with 3.1 m high pole
and base plate with single arm for
SQUARE+1



14125696
SQUARE WING with 4.1 m high pole
and base plate with single arm for
SQUARE+1



14125796
SQUARE WING with 3.1 m high pole
and base plate with double arm for
SQUARE+1



14125896
SQUARE WING with 4.1 m high pole
and base plate with double arm for
SQUARE+1

SQUARE+1 SOLUTION WING POLE INT.



14126596
SQUARE WING with 3.1 m + 0.5 m high
pole to be buried for floor mounting,
with single arm for SQUARE+1



14126696
SQUARE WING with 4.1 m + 0.5 m high
pole to be buried for floor mounting,
with single arm for SQUARE+1



14126796
SQUARE WING with 3.1 m + 0.5 m high
pole to be buried for floor mounting,
with double arm for SQUARE+1



14126896
SQUARE WING with 4.1 m + 0.5 m high
pole to be buried for floor mounting,
with double arm for SQUARE+1

SQUARE+1 SOLUTION BAR POLE F.T. (above-ground pole)



14123596
SQUARE BAR with 3.1 m high pole and
base plate with single arm for
SQUARE+1



14123696
SQUARE BAR with 4.1 m high pole and
base plate with single arm for
SQUARE+1



14123796
SQUARE BAR with 3.1 m high pole and
base plate with double arm for
SQUARE+1



14123896
SQUARE BAR with 4.1 m high pole and
base plate with double arm for
SQUARE+1

SQUARE+1 SOLUTION BAR POLE INT.



14124596
SQUARE BAR with 3.1 m + 0.5 m high
pole to be buried for floor mounting,
with single arm for SQUARE+1



14124696
SQUARE BAR with 4.1 m + 0.5 m high
pole to be buried for floor mounting,
with single arm for SQUARE+1



14124796
SQUARE BAR with 3.1 m + 0.5 m high
pole to be buried for floor mounting,
with double arm for SQUARE+1



14124896
SQUARE BAR with 4.1 m + 0.5 m high
pole to be buried for floor mounting,
with double arm for SQUARE+1